


Grade 1

Essential Skills Examples

Here are some additional examples for you to work through as you prepare for your Grade 1 Exam. Remember, you'll get the actual examples 10 days before your exam, so you should have time to try them out with your teacher. Then you choose just ONE skill to present at your exam.... What's your favourite skill!?

Quick Study – this will be a grand staff, 2 hands, 4 bar piece in C, G or F major, in simple quadruple time. Make sure you check the key signature and look through the whole line before you begin to play. If you'd like to do more sight reading, the examples here are a similar level to the pieces in the UME 'Junior' level. So go to the Junior section of the syllabus, click on 'PDFs of pieces' and try playing through those as well!



Improvisation – this will be a simple chord progression using only chords I, IV and V7. You can choose to play these in your favourite key!


There will be 4 chords and they may be presented in any order.

Your job is to play the chords as they are written (block chords) and then to play them again and ‘improvise’ a simple RH melody over the chords.

Here’s an example in C major - the chord progression might look like this:

I IV V7 I

So first you play it like this with your LH:




And then play it again with a little melody in your RH:




Here’s another example, this time in F major – the chord progression this time is:

IV I V7 I

So first you’ll play:



Followed by something like this:



Pick a key, try these progressions and see if you can come up with some cool 'improvised' melodies over the chords!

IV | V7 | I

V7 | IV | I

IV V7 | I | I

I | I | IV V7

Transposition – This will be a simple 4 bar melody in A minor to play with your right hand. You need to play it as written and then transpose it into 2 other minor keys – of your choice!

Here's an example. First play this as written:



Then play it in a different key (how about D minor?)



And then in another key (maybe E minor this time!)



Here are a few examples for you to try. You can choose any keys so start experimenting! Try starting on a different note, check which black notes you might need and see if you can work out some interesting keys. Start by playing the melody as written in A minor.



Transposition is a great skill! It's fun to find simple pieces from anywhere and try them out in different keys! Maybe you can have a try of some of your performance pieces in other keys or make up your own little melody and then transpose it!? Have fun.