
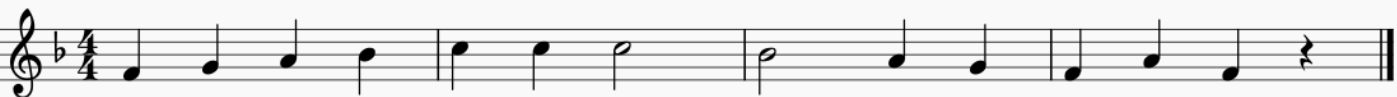
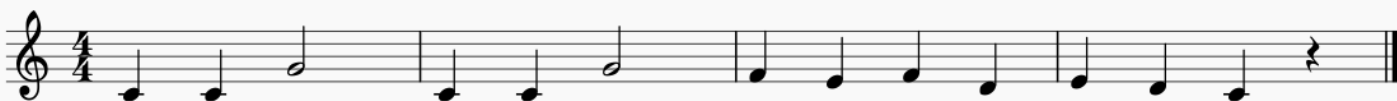



Junior Plus

Essential Skills Examples

Here are some additional examples for you to work through as you prepare for your Junior Plus Exam. Remember, you'll get the actual examples 10 days before your exam, so you should have time to try them out with your teacher. Then you choose just ONE skill to present at your exam.... What's your favourite skill!?

Quick Study – this will be a single line, treble clef, 4 bar piece in C, G or F major. Make sure you check the key signature and look through the whole line before you begin to play. And go slowly... this is not a race!



Improvisation – this will be a simple chord progression using only chords I, IV and V7. You can choose to play these in your favourite key!

There will be 4 chords and they might be presented in any order.

Your job is to play the chords as they are written (block chords) and then to play them again with a LH accompaniment pattern.


Here's an example in C major - the chord progression might look like this:

I V7 I IV

So first you play it like this:



And then play it again with a pattern of your choice, eg:



Here's another example, this time in G major – the chord progression this time is:

I IV V7 I

So first you'll play:



And then something like this:



You could also play this an octave higher if you like the way it sounds.

Pick a key, try these progressions and see if you can come up with some cool 'improvised' patterns!

IV I V7 I

V7 I IV I

IV V7 I I

I I IV V7